

FRONT-MOUNTED STUMP GRINDER



SKID LOADER




MINI SKID LOADER








LOADER



FAST AND EFFECTIVE ALSO IN FRONT-MOUNTED VERSION, THIS ATTACHMENT GRINDS STUMPS AND WOOD EVEN IN DEPTH; THE SHREDDING WHEEL SWINGS FROM SIDE TO SIDE AND GRADUALLY EATS INTO THE STUMP UNTIL IT HAS BEEN COMPLETELY ELIMINATED. THE DIRECT DRIVE WITH PISTON MOTOR DELIVERS THE HIGHEST CUTTING SPEED AND THUS OPTIMAL PRODUCTIVITY AND EFFICIENCY. THE TUNGSTEN CARBIDE TEETH ARE EXTREMELY TOUGH.



		MOD.	FC11 F	FC21 F	FC31 F
		A MM	600	650	800
		B MM	600	600	700
		C MM	1000	1100	1400
	WITHOUT COUPLING	KG	190	300	350
	PRESSURE	BAR	250	250	250
	BACKPRESSURE MAX.	BAR	7	7	7
	HYDRAULIC FLUID FLOW RATE	L/MIN	25	45	80
	WHEEL DIAMETER	MM	360	450	600
	TEETH	N.	16	20	28